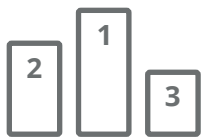


P^{ORTAL} | InPhase.



Introducing **PORTAL**. Fabulous OpenData dashboards without coding.

PORTAL by **InPhase** gives you an instant, intuitive, out of the box, real-time web site that helps the public quickly and easily understand your priorities and current performance.



Your Priorities, Your Way.

Let the public know what matters to you with very easy to understand, comprehensive views of priorities, outcomes and performance over time.



Reduce FOI Requests

Present information in the right context with full descriptions and narrative. **PORTAL** reduces FOI requests, and proactively engages your customers in a way that's proven to work.



Engaging Stakeholders

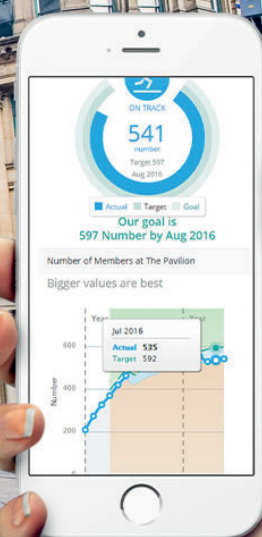
Deliver easy access, up to date data, direct to key stakeholders like Councillors. They can stay well informed and ahead of the game from any location, at any time.

It's your story – tell it your way

Portal is already easy to use for the creator and the end user. No training is needed to enable **PORTAL** to perfectly match your own branding. Select colours, logos and even add your own twitter feed.

It's arguably easier than PowerPoint, but much more powerful. Create data driven web sites that reflect your style and flair!

Push your performance data to your **PORTAL** and have it seen by members of the public whenever, wherever they are.



Features

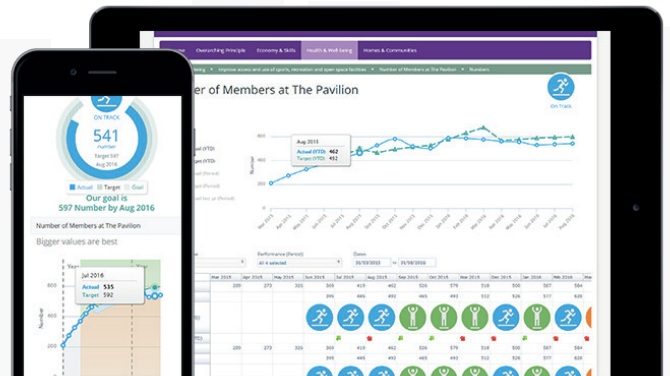
Tell your story and share it

Transform the sharing of your public or internal performance data.

Beautiful front-end experience

Already tested by thousands of users, we know **PORTAL** websites and dashboards are easy to navigate, use, and most importantly, understand for users of all skill levels!

Helping the public find their information quickly and your team to be efficient!



Assurance and transparency

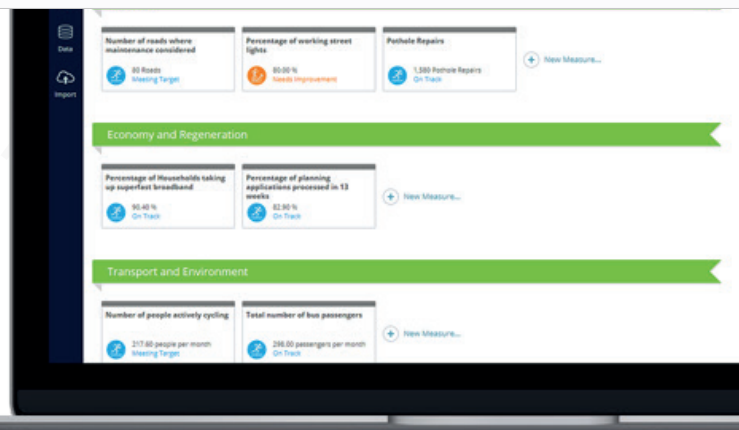
Above all **PORTAL** assures your users that you are on top of your game. You know what matters, have a plan to meet your targets and can demonstrate performance over time.

Putting context around the performance information, explaining your views on what's happening and heading off frequently asked questions gives consumers the reassurance they need and want.

The complete story

Clearly show performance against your goals, objectives, priorities and projects to aggregate key performance indicators and even transaction data.

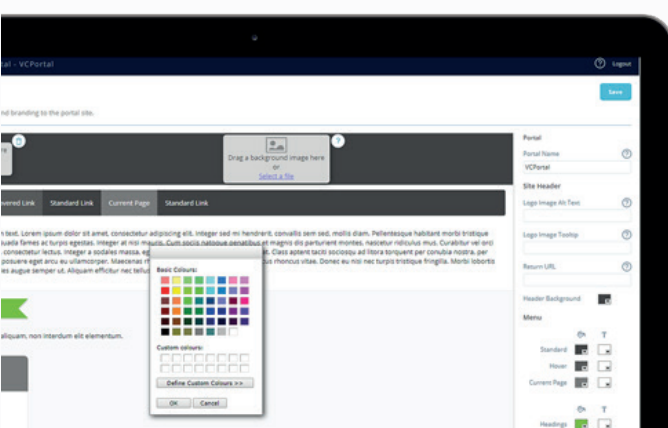
PORTAL lets you share information in a way that tells your entire story from beginning to end.



It's customisable, and clearly yours!

It's all about the style! You can change the colour of almost every element of **PORTAL**. With easy drag and drop of your own images, logos and twitter feeds, the dashboards are instantly recognisable as yours!

Easy to use by totally non-technical people, with ZERO training.





Learn more at portal.inphase.com

//

We love it, it's incredibly easy to use, and saves us a ton of time. From answering FOI requests, councillors questions, visually showing how staff are contributing to our Corporate Plan, our portal ticks all boxes - being transparent online 24/7.

If your printing monthly or quarterly reports, you're wasting time and money if you don't have a **PORTAL**.

//



01753 480 480



info@inphase.com



The Manor House, Sefton Park, Stoke Poges
Buckinghamshire, SL2 4JS